

### March Program

## Ortelius®

This month Jill Saligoe-Simmel from Mapdiva, LLC located here in Indianapolis will show us Ortelius® a vector-based map illustration application for Mac OS X.



### Upcoming Meetings



**Main Meetings**  
March 10th

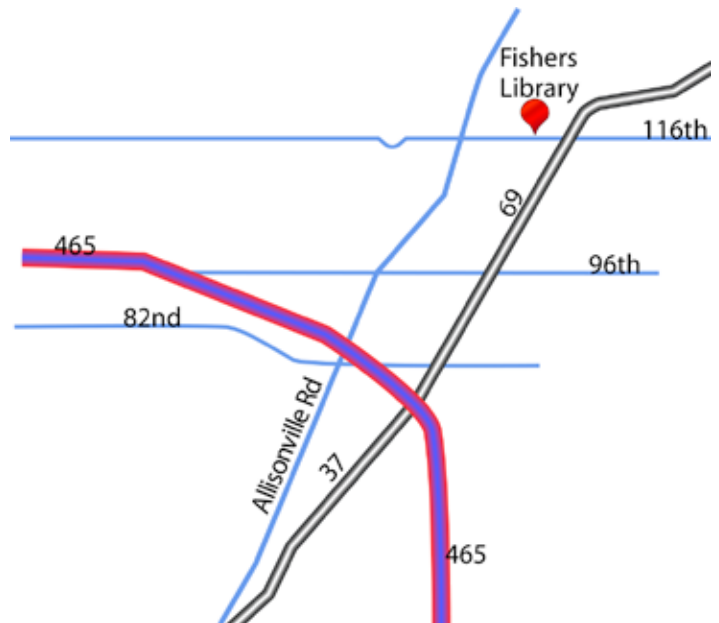
**Business Meetings are now Virtual (See Website Forums)**

### Quick Find Index

General club information	<a href="#">Page 2</a>
HP A646 Photo Printer	<a href="#">Page 3</a>
Printer continued	<a href="#">Page 4</a>
iPassword 3.0.4	<a href="#">Page 5</a>
Kodak Z1485 Camera	<a href="#">Page 6</a>
Digital Camera continued	<a href="#">Page 7</a>
iStooges	<a href="#">Page 8</a>
iPad	<a href="#">Page 9</a>
4 Ways to edit read-only PDF	<a href="#">Page 10</a>
OSX Tutorials	<a href="#">Page 11</a>
Forms & Auction Items	<a href="#">Page 12</a>

### ApplePickers Main Meeting

We meet the second Wednesday of each month, 6:30-7:00 p.m. social time, main meeting 7:00-8:45 p.m. at the [Fishers Library](#). 5 Municipal Dr. just north of 116th St. in Fishers. Visitors are always welcome to come and join us.



### West Side Senior SIG

We would like to start a Special Interest Group (SIG) for seniors. The group would meet on the West Side during daylight hours. If you are interested, please contact [Dick Bowers](#) by e-mail or call 317-280-1841.

### Mac ProSIG

The third Monday of each month, Apple Representative Greg Willmore hosts the Mac Programmer's SIG. You should email Greg for specific information. [willmore@apple.com](mailto:willmore@apple.com) Location varies.

### Final Cut Pro User Group

The INDYFCPUG meets the fourth Tuesday of each month from 7:00-9:30 p.m. Since the location may vary, please be sure to check their [website](#).

## ApplePickers Officers

President	Vacant	<a href="mailto:president@applepickers.org">president@applepickers.org</a>
Public Relations	Gareth Souders	<a href="mailto:pr@applepickers.org">pr@applepickers.org</a>
Past President	Bob Carpenter	<a href="mailto:bobc@applepickers.org">bobc@applepickers.org</a>
Secretary	Irv Haas	<a href="mailto:irv@applepickers.org">irv@applepickers.org</a>
Treasurer	Ron Beechler	<a href="mailto:ronb@applepickers.org">ronb@applepickers.org</a>
WebMaster	Steve Johnson	<a href="mailto:webmaster@applepickers.org">webmaster@applepickers.org</a>

## Newsletter Production

Editor this month	Randy Marcy	<a href="mailto:randy@applepickers.org">randy@applepickers.org</a>
Editor next month	Bob van Lier	<a href="mailto:bobv@applepickers.org">bobv@applepickers.org</a>
The Review Guru	Irv Haas	<a href="mailto:irv@applepickers.org">irv@applepickers.org</a>

## About the ApplePickers

ApplePickers is a not-for-profit educational organization. We are made up of volunteers who donate their time for the community advancement of computing. We are in the business of giving away information. All are welcome to join and we encourage you to get involved. Contact anyone mentioned above or write to: ApplePickers, P.O.Box 20136, Indianapolis, IN., 46220

Remember that ApplePickers is here to help you. This help comes from our many members who give of their time and talents to the group. Please help us to help you by giving something in return.

Opinions expressed herein are those of the authors and may not be construed as the official views of the ApplePickers MUG.

## Newsletter Information

We welcome members' contributions to the newsletter. Submission deadline is the 20th of the month. Please send articles to the editor for that month. Bob is the editor next month. ApplePickers accepts a member's classified ad free of charge once every 6 months. Business ads are also accepted.

Email [pr@applepickers.org](mailto:pr@applepickers.org) for more information, or visit our website: [www.applepickers.org](http://www.applepickers.org)  
Advertisement rates are as follows:  
Business card size - 3" x 2.5" \$60 per 6 months  
Quarter page size - 3.75" x 5" \$100 per 6 months

All advertisement requests must be approved by the board prior to inclusion in the newsletter. Full color or grayscale ads have the same price. We request that your ad be "camera ready" art. 300dpi is preferred. Email ads to either newsletter editor

## ApplePickers Message Boards

Come and join us at the ApplePickers' new Message Boards! Ask questions, read other ApplePickers member's postings. See gossip and news and special announcements. The ApplePickers Message Boards are a valuable and useful member benefit! Free subscriptions for ApplePickers members. To join point your browser of choice to [www.applepickers.org](http://www.applepickers.org), and click on the Forum tab on the top of the website. If you need an account or lost your password, please E-mail Bob van Lier at [bobv@applepickers.org](mailto:bobv@applepickers.org).

## New Information

As a new benefit to members, we offer the ability to have your own @applepickers.org e-mail address. If you are interested in setting up an ApplePickers e-mail address for yourself, please send an e-mail request to [Bob van Lier](mailto:Bob van Lier) and give us the address you wish to have and whether you just want a forwarding account or a regular e-mail account.



# Review: HP A646 Compact Photo Printer

By Irv Haas - The Review Guru

If you've been waiting for a printer small enough to take with you on the go, you should consider the **HP A646 Compact Photo Printer**.

Yes, it does make quality prints, but it is limited to smaller sizes. These include 4" x 6", 4" x 8" photo card, 4" x 12" panorama and 5" x 7" prints. This printer comes with 4 sheets of 5" x 7" glossy paper.



## Cost Factors

The other major drawback is the cost of the paper and ink. These come in two configurations:

- 1) 140 page combo pack (paper and ink) for \$46.99
- 2) 50 page tricolor ink cartridge for \$23.99.

Paper is priced on the high side as well. Check out these options:

- 1) 100 sheets 4" x 6" for \$13.99
- 2) 100 sheets 4" x 6" with tab for \$13.99
- 3) 60 sheets 5" x 7" for \$16.99

A better suggestion is to get 8" x 10" paper or 8-1/2" x 11" paper and cut it up to 4" x 6" or 5" x 7" sizes.

Any way you look at it, it is a lot more money than ink for a standard printer.

## Standard Inkjet Technology

Unlike other compact photo printers, the HP A646 uses one tricolor standard inkjet cartridge. This makes it slightly less expensive than dye transfer models. Quality is very similar to dye transfer. After all, how can you tell resolution on 5" x 7" prints?

## Features

The HP A646 has included several features as well. With a large 3.45" LCD touchscreen, you can easily view your photos. In addition you can add captions to photos with the on-screen keyboard. You can even add slideshows using the LCD touchscreen.

The LCD touchscreen offers users an opportunity to be creative. They can create photo greeting cards and edit their photos (blemish removal, etc.). HP has included over 300 creative elements (borders, clip art, captions, etc.)

Probably the best feature is its portability. With its built-in handle, it can be taken anywhere to be used with your desktop, or any room of your choosing



even *without* the computer. The most obvious use is with a laptop as with the unit's built-in handle you can take it anywhere where there is an AC outlet.

### Printout Options

Even though this printer is quite small, it offers the user many options:

- 1) Print from your Mac (or PC)
- 2) Print from your memory card (most memory cards supported)
- 3) Print from PictBridge
- 4) Print from a cell phone using Bluetooth

The easiest is to print from your camera's memory card. Just insert the card (see photo) and press the right or left arrow to select your photo and then press the *Print* button. What could be easier—you don't even need your Mac.



### Speed

Using standard inkjet technology, the HP A646 is rated at 28 pages per minute. My tests confirmed that this was fairly accurate.

### Installation

Installation was definitely different from other printers. For one thing—there is no manual. If you need a manual set-up guide, you can go to HP's website.

Just connect a USB cable to your Mac and the setup will be displayed on your Mac as a CD icon.

The easiest solution of all is just follow the prompts from the LCD screen and you will be up and running in minutes.

You are now ready to print!

### Specifications

**Size:** 9.92" (w) x 4.61" (d) x 5.28" (h)

**Weight:** 2.37 lbs.


**Mac:** OS X 10.4 and above.

**Windows:** Windows 7, Vista, and XP

### Conclusion

The HP A646 is a small, powerful printer that produces great-looking prints. As long as you are aware of the downside of the printing (paper and ink costs, and size limitation) this printer may be for you.

The price is right as well. It lists for 149.99, but discounts can be found around \$90-100. I would not suggest the HP A646 as your primary printer, but as a supplementary one it can't be beat, especially if you do printing on the run.



# 1Password 3.0.7

By UG InfoManager

Agile Web Solutions announced the immediate availability of 1Password 3.0.7, an update to its award-winning password and identity manager for the Mac. This deceptively minor update adds over 60 new features, changes, and fixes, and is available free to registered users.



1Password 3.0.7 now features Quick Look of file attachments for 10.6 Snow Leopard users, making it even easier to organize and view files saved in 1Password. Tagging features, new to 1Password 3, also received a lot of attention.

Tags now appear in 1Password's in-browser Go & Fill tool, allowing users to log into sites even faster. Tags also get their own section and fresh new icons in 1Password's sidebar, though new preferences allow users to hide tags and any other features they do not use.

and a more reliable experience for first-time syncers.

1Password 3 is compatible with Mac OS X 10.5 Leopard and 10.6 Snow Leopard. It is a paid upgrade, though users who purchased 1Password 2 on or after February 1, 2009 get free license upgrades to the new version. Since 1Password 3 was released in November, that makes nine months of free upgrades! All other owners of 1Password versions 1 or 2 can take advantage of a limited-time, upgrade discount. Right now, users can save 17% off a single license upgrade at \$24.95 (USD), and 30% off a family license upgrade at \$34.95. New licenses cost \$39.95 for single users, and \$69.95 for Family Packs. More screenshots and information are available at Agile Web Solutions' site, and NFR licenses are available to journalists and bloggers on request.

1Password 3.0.7: <http://agilewebsolutions.com/products/1Password>



Mobile versions of 1Password are available for iPhone OS and Palm OS and more data portability options are coming. New importing options make it easier than ever for 1Password switchers to hit the ground running. 1Password 3.0.4 adds Firefox 3, KeePass, and LicenseKeeper to the long list of importable application files. The iPhone Wi-Fi sync process also received a few rounds of elbow grease, and now features more obvious status notifi-



# Kodak EasyShare Z1485 Digital Camera

By Irv Haas - The Review Guru

If you think you can't find a high-end point and shoot camera with easy to use features, look at the **Kodak EasyShare Z1485 Digital Camera**.



This camera is remarkable with its advanced features including a 14 MP (megapixel) resolution and a 5X optical zoom lens. This lens even features optical image stabilization so you can capture sharp steady photos when shooting at long zoom ranges. It also minimizes camera shake for steady shots.

The whole point of Kodak's *EasyShare* system is that it is designed to simplify the sharing/viewing of your images. From Kodak's own EasyShare software to the optional dock, this is all designed to provide the user with an effortless system. The camera even has a Share button to send your images directly to your Mac or PC.

## Basic Features

The MP resolution of 14 is amazing for a camera this small. Of course, this is not an important concern for most enthusiasts unless you are into making large prints. This camera is rated for making prints up to 30 x 40 in.

The LCD screen size of 2.5" is huge for a camera of this size. The only down side here is that like several point and shoot camera, there is no glass

view finder. You need to check the Z1485's 2.5" LCD screen to view your images.

## Battery Options

This Kodak uses several battery configurations. The camera itself comes with a Lithium-Ion battery (non-rechargeable). These are standard Li-Ion CRV3 batteries available at most vendors for around \$9 each.

In addition, you can buy 2 rechargeable lithium "AA" batteries. Kodak also sells a Li-Ion rechargeable battery that physically resembles the included CRV3. If all of this sounds confusing, remember that these options are better than cameras from other manufacturers that use their own proprietary batteries.

## Memory

Like most digital camera, the Z1485 uses memory cards to store photos. This Kodak uses the standard SD cards or the newer SDHC (High Capacity) cards for storing photos. The Z1485 comes with a 32MB of internal memory. How much memory you want to add is up to you!

To be practical, however, you should use a larger card. With a 2GB SD card, you can expect up to 626 photos on one 2GB card. With a larger capacity 8GB SD card, your number could go up to 2505.



## Technology Features

Kodak has provided a lot of technology into the Z1485. Check out some of these features to prevent shooting errors:

- ✓ **High ISO Mode** lets you capture low light conditions and fast action situations
- ✓ **Optical Image Stabilization** technology reduces motion blur on your subjects
- ✓ **HD Picture Capture** let you capture beautiful HD pictures in a 16:9 format
- ✓ **HD Video** lets you capture more video while using less memory with MPEG-4 compression.
- ✓ **Smart Capture** adjusts camera settings for great pictures in just about any environment—automatically.
- ✓ **Face Detection** locates faces and automatically adjusts camera settings.
- ✓ **EasyShare HDTV Dock** (Optional Accessory) lets you view your photos on your HDTV.
- ✓ **Shooting modes** includes portrait, landscape, bright scene, action (sports), close-up text/documents and mariner/museum mode.
- ✓ **Color Mode** gives you 5 choices: high, low, natural, black and white, and sepia

## Color Choices

The trend these days is to bring out cameras in various colors, similar to the iPod nano choices! The DMC-Z1485 comes in the following colors: black, blue and pink.

Why is the black model, so common on most cameras, these days? Although these color choices may not be all that significant, you will find that the different colors may have different prices as well depending on demand.



## Mac Support

This Kodak camera technically does not have drivers that work with Macs. You can install *Kodak's EasyShare CD* for organizing your photos. However, it seemed to work well with iPhoto and instantly downloaded its photos without installing the included CD software. This camera, like those from other manufacturers, does not need Mac support, since OS X makes it easy to download pictures from any camera.



## Positives

Finding a point and shoot camera loaded with these features at this low price is a real plus. A 5X optical zoom, HDS video mode as well as a 14 MP resolution at this price point is a testament to Moore's Law.

The real plus of this camera is all the technology features listed above that are built-into the Z1485.

### Negatives

All cameras have some shortcomings. You just need to find the ones you can live with.

A basic problem mentioned earlier is that the large size of the LCD screen reduces the button sizes on the rear of the camera. This could be a real problem for those with large hands and fingers.

The lack of a view finder was a problem. With this camera, you are forced to use the included 2.5" LCD screen.

Like most compact cameras, shutter lag is an issue. Press the shutter and you have to wait 1-2 second for the shutter to release.

### Conclusion

The Kodak Z1485 is hard to beat for someone looking for a small digital camera to easily place in pocket or purse. The features of this camera, usually found in more expensive cameras, are an added bonus.

Although this camera originally sold for \$199, you can find discounts pricing the Z1485 around \$125. It has features normally found in the \$200+ price category.

For under \$125, as a primary camera for someone new to digital photography or as a backup camera for an experienced photographer the Z1485 is one serious contender.

## Stooges On Your iPhone

This seems to tie in with the impending release of the Three Stooge movie.

Slap Happy Apps has announced iStooges 1.0, a fun new app for iPhone and iPod touch. More than just your typical sound board app, with iStooges you can recreate those classic slap fights made famous by The Three Stooges(R). The app includes 72 hilarious motion-activated sound effects and voice clips from your three favorite knuckleheads. Version 1.0 features Larry, Moe, and Curly.



Download and launch iStooges on your iPhone or iPod touch, select your Stooge, and use your device's built-in accelerometer to slap, punch, poke, and plink away. Get two friends with iPhones and each of you can play the role of a different Stooge. Planned updates will include more sounds and images for Moe, Larry, and Curly, plus the highly-requested debut of Shemp. Also look for the ability to email a slap with sound to anyone in the contacts list on your device. All of the Three Stooges content within the iStooges app is officially licensed through an arrangement with C3 Entertainment, Inc.

### Device Requirements:

\* iPhone or iPod touch 3.0 or later

### Pricing and Availability:

iStooges 1.0 is only \$0.99 (USD) and available worldwide exclusively through the App Store in the Entertainment category.

Slap Happy Apps: <http://slaphappyapps.com> iStooges 1.0: <http://istooges.com>

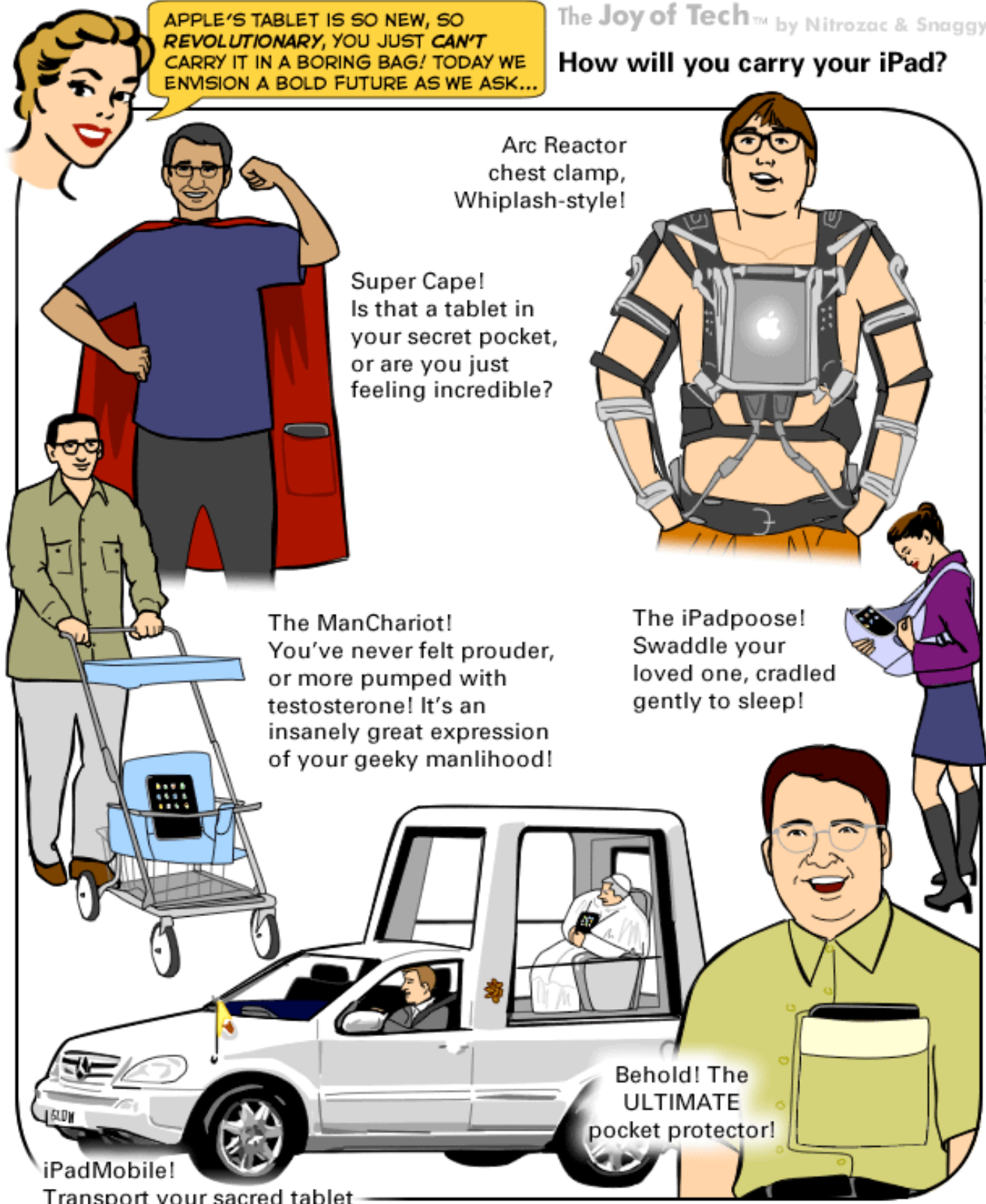
Purchase and Download: <http://itunes.com/apps/istooges>

# The Only iPad news you will find here this month!

APPLE'S TABLET IS SO NEW, SO REVOLUTIONARY, YOU JUST CAN'T CARRY IT IN A BORING BAG! TODAY WE ENVISION A BOLD FUTURE AS WE ASK...

The Joy of Tech™ by Nitrozac & Snaggy

## How will you carry your iPad?



Arc Reactor chest clamp, Whiplash-style!

Super Cape! Is that a tablet in your secret pocket, or are you just feeling incredible?

The ManChariot! You've never felt prouder, or more pumped with testosterone! It's an insanely great expression of your geeky manlihood!

The iPadpoose! Swaddle your loved one, cradled gently to sleep!

Behold! The ULTIMATE pocket protector!

iPadMobile! Transport your sacred tablet safely in the arms of the Pontiff. (Limited number of Pontiffs available.)

[joyoftech.com](http://joyoftech.com)

© 2010 Geek Culture

# 4 Ways to Edit the Read-only PDF Files

By Jerry Jingrong - UG Article

As we all know that PDF is the best format for viewing and sharing documents, so it is widely used by computer users. However, due to PDFs special feature - un-editable, what will you do if you need to edit or revise a PDF file? The following 4 ways can help you edit PDF files:

## 4 Ways to Edit the Read-only PDF files

### **Edit PDF through Gmail**

Recently Gmail added a solution which may solve this problem. If you received an Email with PDF file attached, you'll now get a "View" link along with the previously existing "Download" link, click it, the PDF Document will be turned into to HTML. Open the HTML file in Microsoft Word and choose Save as .doc. At this stage, you can edit your read-only PDF file in Word Pros: Free

Cons: Complicated, only compliant for one single PDF file conversion

### **Convert PDF online**

Now there are hundreds of websites that provide online PDF to Word conversion service for free. You need to upload the PDF file and enter your email address. Then the converted word file would be sent to your mailbox after several minutes. You can edit the word document after conversion. You could try Zamzar from [www.zamzar.com](http://www.zamzar.com) or the free PDF converter online at [www.freepdfconvert.com](http://www.freepdfconvert.com) Pros: Free

Cons: Slow, not compliant for the conversion of confidential PDF files

### **Commercial PDF to word converters**

This is a kind of software specially designed for converting PDF to word. A good PDF to Word converter supports conversion of single file, batch files, and also selected pages. It helps users preserve the original layout of text, graphics and images after conversion.

Pros: Time- saving, simple, affordable

Cons: Not Free, \$20-30

### **Edit PDF in Adobe Acrobat**

Everyone knows that Adobe Acrobat is the professional tool to create PDF, and it is a piece of cake to edit PDF file in it. You can open your PDF file in Adobe Acrobat, edit it directly, and then save your PDF file. However it's an expensive software, you need to pay a high price to purchase, and get familiar with all the features first. Many users complain that use the Adobe Acrobat make their computer run slow and it eat up a lot of disk space when the file saved. So it's the first software we may thought when edit a PDF file, but the last to choose. Pros: Famous, professional Cons: Not Free, \$229 or above

### **Research the software before using**

For some reason, PDF converters have proliferated in China. There are tens of thousands of them, mostly good, but some bad. You have to be very careful and use only those which are solid and recommended in software forums -- so research carefully. Recently there have been many such programs which, unfortunately, have stealth malware embedded like keystroke loggers which can capture IDs and passwords, and then send that identity info to the home site. Keep in mind that Microsoft Word dot-doc files frequently embed your computer's directory tree and private information -- depending on the configuration. This can be utilized by online criminals to hack back into your computer.

As mentioned above, we may find there are many ways to edit PDF files, so don't worry again when facing problems concern with edit the PDF file, just follow the way which you think is most suitable.

*Gerry Jingrong posted this article from the Guangdong province, China, using Mozilla/4.0 (compatible; MSIE 7.0; Windows NT 5.1; Trident/4.0; SU 3.22; InfoPath.2; IE7Pro; CIBA; .NET CLR 2.0.50727; yie8; MAXTHON 2.0) Gerry has several years experience in PDF solutions explorations. You can get more information about PDF, at Gerry's web site: [www.anypdftools.com](http://www.anypdftools.com) "From the User Group Network News Service at <http://www.user-groups.net/>"*

Here is a web site that presents Unix to the Mac OS X user. (As well as Windows and Linux users on other areas of the site.)

See it here: <http://www.unix-tutorials.com/tutorials.php?os=OSX>

Some of the topics are:

## **OSX Recover a dead hard drive using dd**

"The Unix program dd is a disk copying util that you can use at the command line in order to make a disk image. It makes a bit-by-bit copy of the drive it's copying, caring nothing about filesystem type, files, or anything else. It's a great way to workaroud the need for Norton Ghost."

## **OSX Unix FAQ (OS X)**

"Answers to frequently asked questions about using Unix-level commands on OS X. Serves as a relatively gentle introduction to the command-line interface for novices."

## **OSX How To Backup Your Mac Intelligently**

"I'm a paranoid person when it comes to backing up my files, but it took a hard drive crash of my own to make me realize how important backing up can be. Since then, I've gotten very good at making sure my data is secure. The setup I'm about to describe works for me. It's based on how I prioritize my data and on

the budget I'm willing to spend to keep everything safe. It's not perfect for everyone, so take what I say with a grain of salt – an example of where to start and what's possible."

## **OSX Optimizing Mac OS X performance**

"This FAQ provides recommendations for optimizing Mac OS X performance. Additionally, it provides advice and links to advice for troubleshooting certain Mac OS X performance problems."

## **OSX The Last iPod Video Guide You'll Ever Need**

"I was recently inspired to create a guide for Mac users who just got themselves a brand new iPod! We'll go over all the options you've got and how to convert absolutely anything and everything: DVDs, TiVo video, messy AVIs, muxed MPEGs and more to iPod compatible video – all within OS X. Along the way, you'll learn a couple of iPod tips and tricks, too."

## **OSX Enhancing Performance Of Mac OS X**

"There are certain things that would help Mac OS X perform well and be more responsive (you could say 'snappy'). Here are some ways to eliminate the typical bottlenecks." Of course there is much more. The only issue I have is that they appear to be older tutorials since the newest one that I found was posted in 2006.

# Mac 911 Weekly

By Christopher Breen, Contributing Editor Macworld [mac911@macworld.com](mailto:mac911@macworld.com)

**Q.** *I've recorded movies on my camcorder, and I keep forgetting to hold the camera horizontal. I now have a number of QuickTime movies that are 90 degrees out of whack. Is there a program or technique for rotating and saving rotated QuickTime movies?* -- Stephen Rice

**A.** This is easily fixed if you have a copy of QuickTime Pro. Just open the movie in QuickTime Player Pro, press Command-J, select Video Track from the first pop-up window (which reads Movie) and Size from the second pop-up menu (which reads Annotations). You'll see controls for flipping the video horizontally and vertically, as well as controls for rotating the movie in 90-degree increments (both clockwise and counterclockwise). Rotate the movie to your satisfaction and save it.

## Application for Membership

**Membership has its' benefits.  
An ApplePickers membership offers the following  
benefits, plus many more:**

- The ability to view and post on our message boards.
- The ability to have your own email address - \_\_\_\_@applepickers.org
- The ability to place a free ad every 6 months.
- The ability to participate in all club raffles and auctions



Starbucks Coffee Company  
96th & Masters  
7205 E 96th Street  
Indianapolis, IN 46250

**Beth Weber**  
store manager  
☛ Coffee Master

317/595-5574 Direct Line  
starbucks.com/jobs

♻️ Printed on 100% recycled paper, 100% post-consumer material.

## Auction items for the March meeting:

1. HP Photosmart Premium Wireless All-in-One
2. Microsoft Digital Media Keyboard 3000
3. My New Mac: Snow Leopard Edition
4. Logitech Anywhere Mouse MX

Name \_\_\_\_\_

Additional Family Members \_\_\_\_\_

Address \_\_\_\_\_

City \_\_\_\_\_ State \_\_\_\_\_ Zip \_\_\_\_\_

Phone \_\_\_\_\_

Email (Required) \_\_\_\_\_

\_\_\_ New Member (Single/Family \$25)

\_\_\_ Renewal (\$25)

**I prefer to receive my newsletter:**

\_\_\_ via email notice (download via web)

\_\_\_ As an email attachment

**Mail your application along with a check for \$25 made  
payable to ApplePickers to:**

**ApplePickers**

**PO Box 20136**

**Indianapolis, IN 46220**